



TEST REPORT

REPORT NO. : 2002KL1166

PAGE : 1 OF 2

This test report is neither a Quality Assurance Certificate nor an Approval Permit. This test report refers only to samples submitted by the client to SIRIM QAS Sdn. Bhd. and tested by SIRIM QAS Sdn. Bhd. This test report shall not be reproduced, except in full and shall not be used for advertising purposes by any means or forms without written approval from Executive Director, SIRIM QAS Sdn. Bhd.

Applicant : GROUP STEEL CORP. (M) SDN. BHD.
No. 180, Kawasan Industri Ayer Keroh
75450 Ayer Keroh
Melaka

Product : PPGI Sheet


Reference standard/ Method of test : Company Test Method – Carbon Staining Resistance Test


Description of sample : Received one (1) sample of **PPGI Sheet** for testing which was labeled as:
Brand : Ever Fresh
Model : Ever Fresh Dawn Blue
Coil number : GJG-554
Marking : "E"

Date received : 28th November 2002

Job No. : 02TSC4206

Issue date : 19th December 2002


.....
(HAHNAS MAHBUT)
Senior Technical Executive


.....
(NORLIA MUSA, AMIC)
Senior Manager
Chemical Testing Section
Building 16
SIRIM QAS Sdn. Bhd.

TEST REPORT

REPORT NO. : 2002KL1166

PAGE : 2 OF 2

This test report is neither a Quality Assurance Certificate nor an Approval Permit. This test report refers only to samples submitted by the client to SIRIM QAS Sdn. Bhd. and tested by SIRIM QAS Sdn. Bhd. This test report shall not be reproduced, except in full and shall not be used for advertising purposes by any means or forms without written approval from Executive Director, SIRIM QAS Sdn. Bhd.

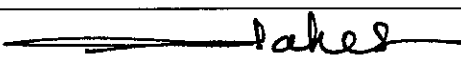
Test Results

Sample : PPGI Sheet
Brand : Ever Fresh
Model : Ever Fresh Dawn Blue
Coil number : GJG-554
Marking : "E"
Type of test : Carbon staining resistance test
Test method : Company test method

Test procedure :

1. Measure the colour of the panel using Color Spectrophotometer and record the CIE Lab reading.
2. Shaking the container of carbon powder solution and then pouring sufficient of prepared carbon powder solution (5% w/w of carbon black powder pigment) on the panel in water droplet form.
3. Put those panels into oven with a consistent temperature of 70°C for 2 hours.
4. After the dried powder is removed, gently wash the stain area with cotton cloth.
5. Remeasured the colour of panel by using Spectrophotometer and check its colour difference (ΔE).

<i>No</i>	<i>Type of Test</i>	<i>Result</i>
1.	Carbon staining resistance a) Computing the colour of panel by using the CIE System Observation angle : 10° Illuminants : D 65	$\Delta E = 0.92$


HAHNAS MAHBUT
Senior Technical Executive
Chemical Testing Section
SIRIM QAS SDN. BHD.